

Scaled data based on original data using  
LM-79-08 Approved Method: Electrical and Photometric Measurements of Solid-  
State Lighting Products

Test Report Prepared for  
Cooper Lighting Solutions  
(formerly Eaton)

Brand: McGRAW-EDISON

Report Number: P939100

Luminaire Tested: **GALN-SB1C-750-U-5WQ**

Issue Date: 1/21/2025

**Test Information**

Test Method: LM-79-08  
Report Number: P939100  
TEST IS SCALED FROM IESNA LM-79-08 TEST DATA (G2-2405-108-1)  
Test Lab: INNOVATION CENTER  
Issue Date: 1/21/2025  
Manufacturer: COOPER LIGHTING SOLUTIONS (FORMERLY EATON)  
Product Line: McGRAW-EDISON  
Catalog Number: GALN-SB1C-750-U-5WQ  
Description: GALLEON AREA AND ROADWAY HIGH DENSITY LED LUMINAIRE  
(1) 70 CRI, 5000K, 615mA LIGHTSQUARE WITH 26 LEDS AND TYPE V WIDE OPTICS  
Light Source: -  
Ballast/Driver: -

**Summary**

Lumens per Lamp: N/A  
Luminaire Lumens: 8017 lumens  
Efficiency: N/A  
Efficacy: 147.4 lumens/watt  
Luminous Opening: Rectangular (W 0.5' x L: 0.5' x H: 0')  
IES Classification: Type V - Short  
BUG Rating: B3 - U0 - G2

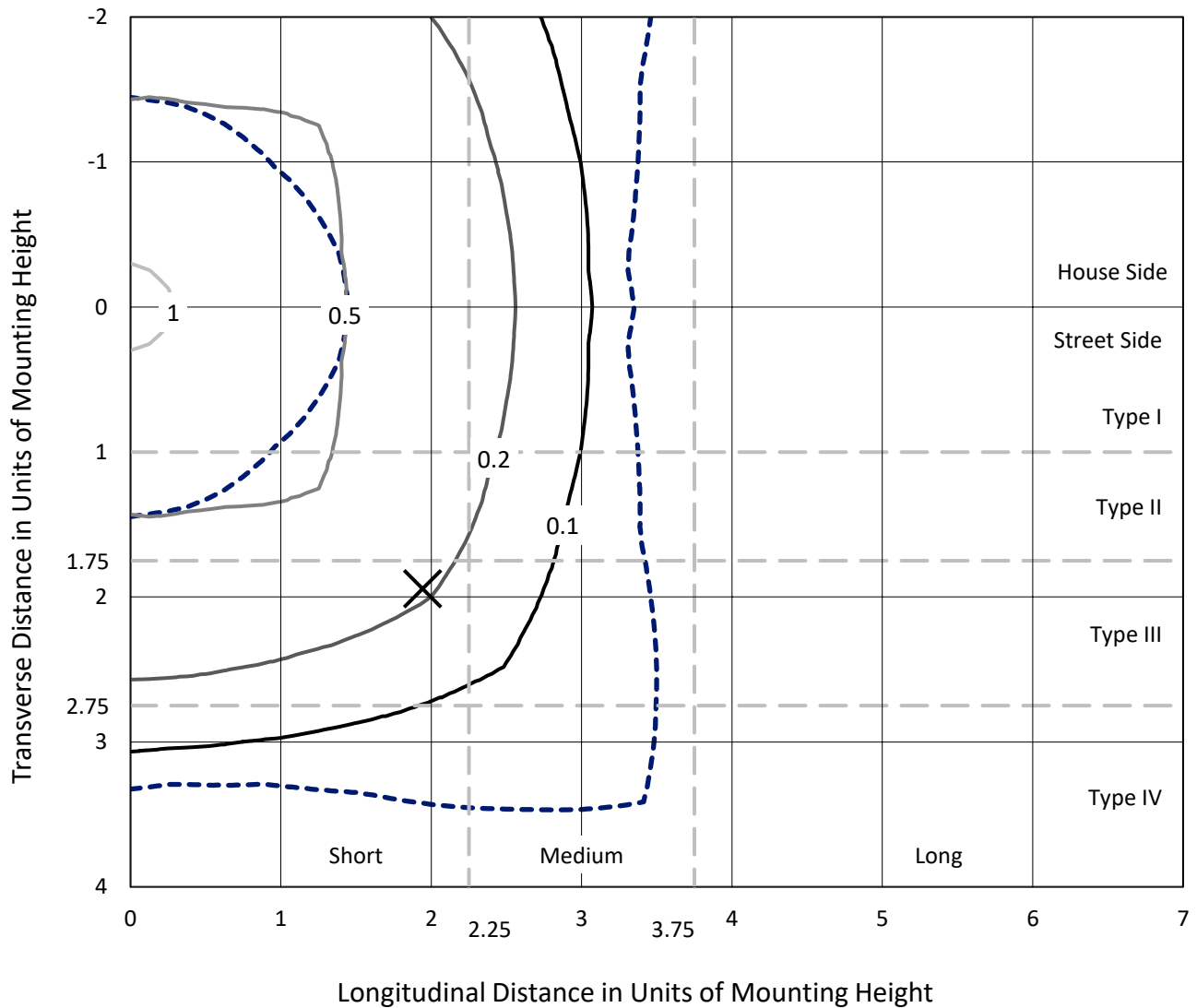
Input Watts (W): 54.4  
Input Voltage (V): NR  
Input Current (Ain): NR  
Voltage Rise (V): NR  
Power Factor: NR  
Total Harmonic Distortion (THDi): NR  
Frequency (hertz): 60  
Stabilization Time: NR  
Operation Time: NR  
Ambient Temperature (°C): NR  
Test Distance: 24 FT



REPORT NUMBER: P939100  
 CATALOG NUMBER: GALN-SB1C-750-U-5WQ

### Iso-Footcandle Lines of Horizontal Illumination

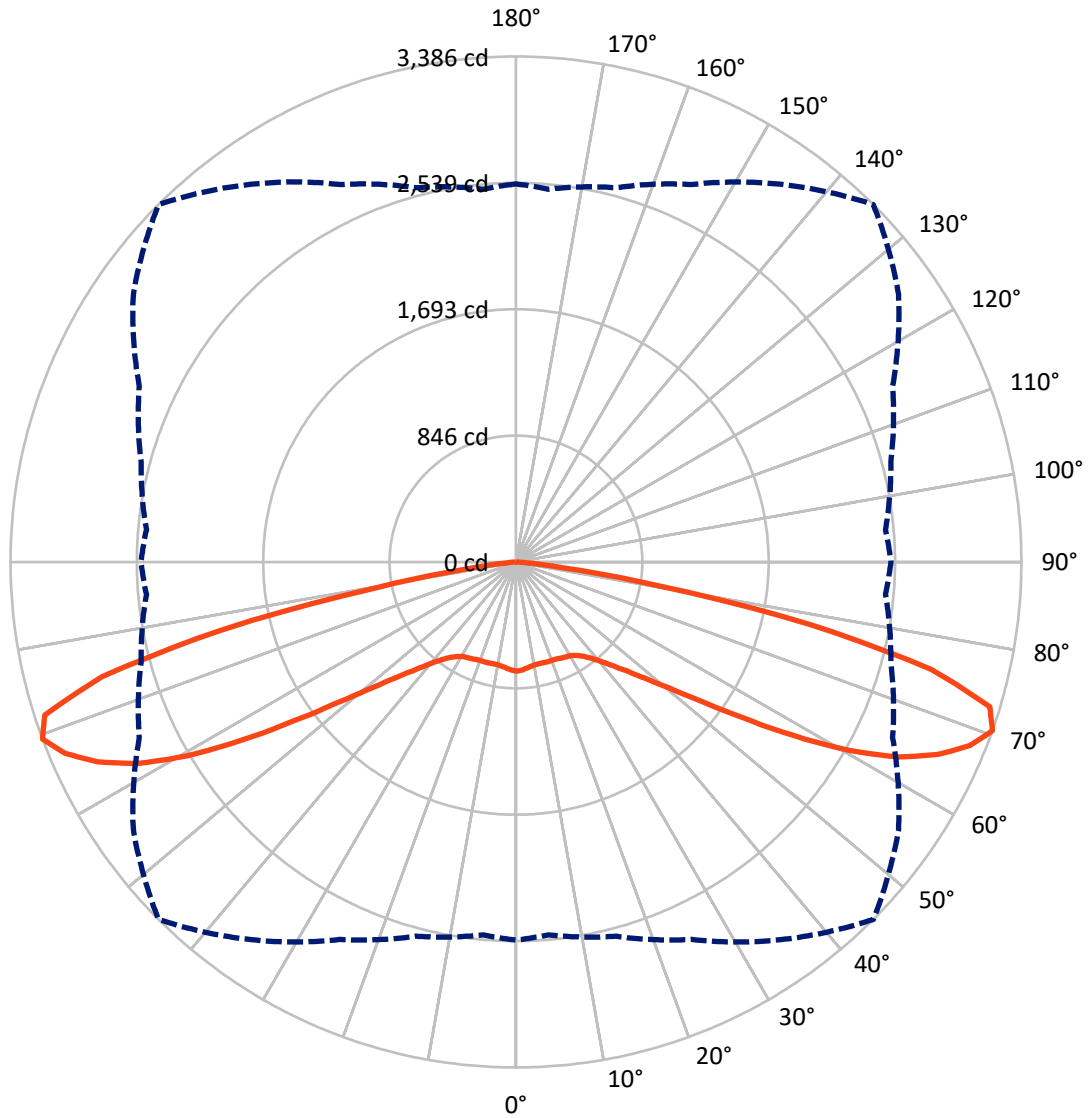
× Max cd  
 - - - 1/2 Max cd



Based on 25 foot mounting height. Maximum calculated value = 1.2 fc  
 Type V - Short - N/A

REPORT NUMBER: P939100  
CATALOG NUMBER: GALN-SB1C-750-U-5WQ

### Luminous Intensity Polar Plot



— Vertical Plane Through 45-Deg Lateral      - - - Horizontal Cone Through 70-Deg Vertical

REPORT NUMBER: P939100  
 CATALOG NUMBER: GALN-SB1C-750-U-5WQ

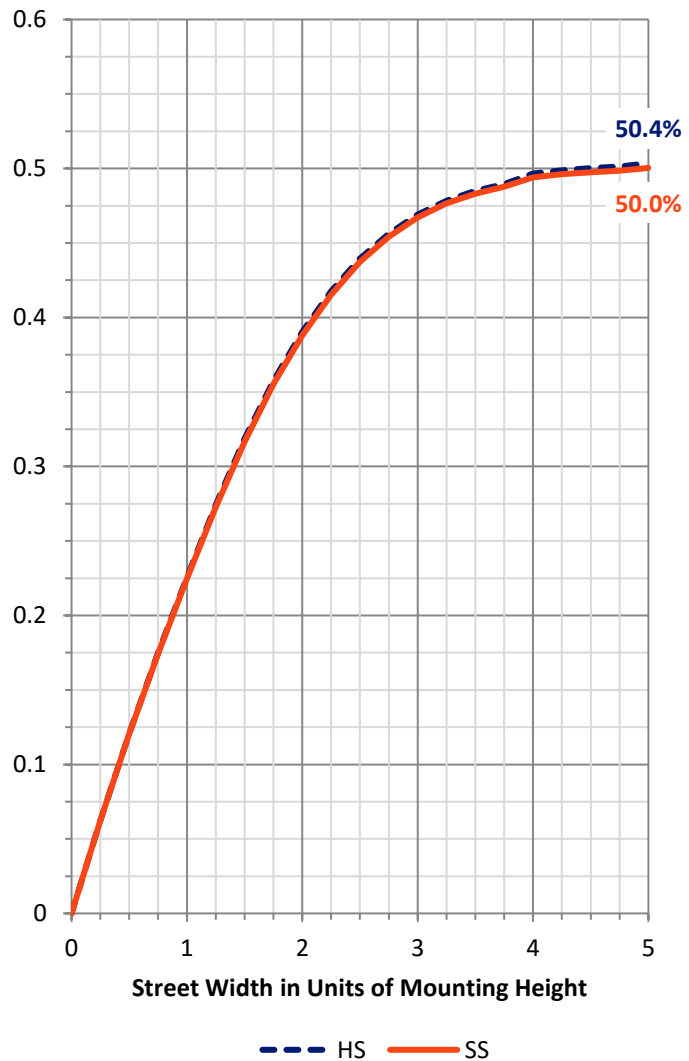
**FLUX DISTRIBUTION:**

		Downward	Upward	Total
<b>House Side</b>	Lumens	4008.5	0.0	4008.5
	% Fixture	50.0	0.0	50.0
<b>Street Side</b>	Lumens	4008.5	0.0	4008.5
	% Fixture	50.0	0.0	50.0
<b>Total</b>	Lumens	8017.0	0.0	8017.0
	% Fixture	100.0	0.0	100.0

**ZONAL LUMENS:**

Zone	Lumens	% Fixture
0°-10°	68.0	0.8
10°-20°	199.8	2.5
20°-30°	332.4	4.1
30°-40°	502.7	6.3
40°-50°	835.4	10.4
50°-60°	1576.3	19.7
60°-70°	2661.7	33.2
70°-80°	1749.0	21.8
80°-90°	91.6	1.1
90°-100°	0.0	0.0
100°-110°	0.0	0.0
110°-120°	0.0	0.0
120°-130°	0.0	0.0
130°-140°	0.0	0.0
140°-150°	0.0	0.0
150°-160°	0.0	0.0
160°-170°	0.0	0.0
170°-180°	0.0	0.0
0°-90°	8017.0	100.0
0°-180°	8017.0	100.0

**Coefficient of Utilization**



REPORT NUMBER: P939100

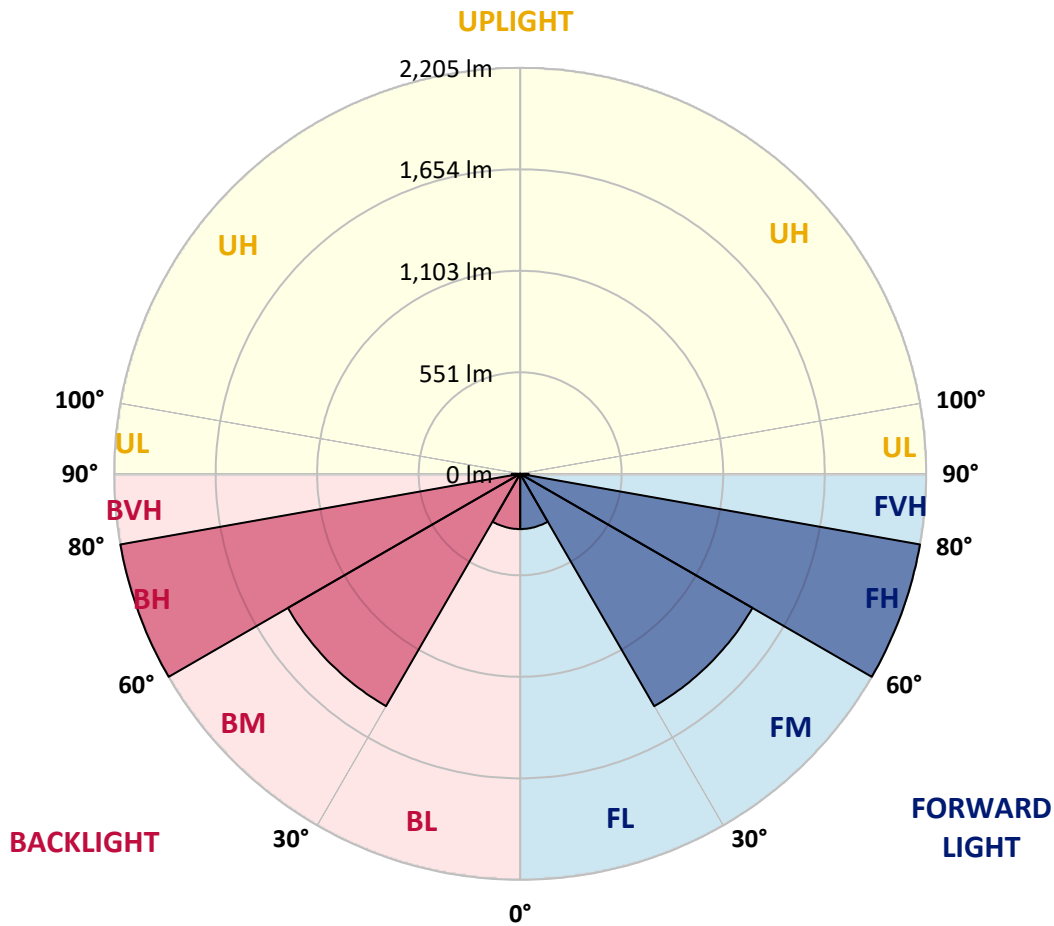
CATALOG NUMBER: GALN-SB1C-750-U-5WQ

**LUMINAIRE CLASSIFICATION SYSTEM LUMEN TABLE AND BUG RATING:**

Zone	Lumens	% Fixture	Zone Rating/Lumen Limit		
			B	U	G
FL (0°-30°)	300.1	3.7			
FM (30°-60°)	1457.2	18.2			
FH (60°-80°)	2205.4	27.5			G2/5000
FVH (80°-90°)	45.8	0.6			G1/100
BL (0°-30°)	300.1	3.7	B1/500		
BM (30°-60°)	1457.2	18.2	B2/2500		
BH (60°-80°)	2205.4	27.5	B3/2500		G2/5000
BVH (80°-90°)	45.8	0.6			G1/100
UL (90°-100°)	0.0	0.0		U0/0	
UH (100°-180°)	0.0	0.0		U0/0	

**BUG Rating: B3-U0-G2**

Type V Short



REPORT NUMBER: P939100

CATALOG NUMBER: GALN-SB1C-750-U-5WQ

**CANDELA DISTRIBUTION (FULL):**

	0°	5°	15°	25°	35°	45°	55°	65°	75°	85°
0°	731.3	731.3	731.3	731.3	731.3	731.3	731.3	731.3	731.3	731.3
2.5°	726.7	728.8	728.0	726.3	726.3	725.1	726.3	727.1	728.4	729.2
5°	717.1	718.8	718.4	717.1	717.6	716.3	717.1	718.4	719.2	719.6
7.5°	708.8	710.5	709.6	707.6	707.6	706.3	706.7	708.0	709.2	709.6
10°	706.7	708.4	705.9	702.6	701.3	699.6	700.1	701.3	703.8	705.1
12.5°	707.6	708.8	706.3	701.3	700.1	698.4	698.4	699.6	703.0	704.6
15°	710.1	711.3	707.6	702.1	700.9	699.6	699.2	700.9	704.6	707.6
17.5°	714.6	715.9	710.1	702.6	700.9	701.3	700.9	702.1	708.0	713.4
20°	718.8	719.6	711.7	702.6	700.9	701.3	700.9	703.4	710.9	718.4
22.5°	720.1	720.9	713.4	705.5	704.2	704.6	704.2	706.7	713.8	721.3
25°	720.5	721.7	715.9	709.6	711.7	712.6	711.7	712.1	717.6	724.2
27.5°	726.7	728.4	723.0	717.6	718.8	718.4	719.6	720.9	725.1	731.7
30°	739.6	740.9	736.3	730.9	730.1	727.1	730.9	735.1	739.6	745.5
32.5°	760.9	763.4	757.6	751.7	748.0	746.3	749.2	756.3	762.6	768.8
35°	796.3	798.0	792.6	781.7	775.1	775.1	777.6	786.7	796.7	804.7
37.5°	846.3	848.4	838.8	825.9	815.9	815.9	819.2	828.8	843.8	855.1
40°	907.2	910.1	898.0	884.7	875.1	873.4	877.6	888.4	902.6	916.7
42.5°	980.5	983.8	968.0	956.3	948.8	948.8	950.9	960.9	973.8	991.3
45°	1074.3	1080.1	1058.4	1046.8	1039.7	1041.3	1042.6	1051.3	1063.0	1083.0
47.5°	1185.9	1191.8	1168.8	1156.8	1155.5	1163.4	1158.4	1164.7	1170.9	1193.9
50°	1312.6	1322.6	1306.8	1305.9	1308.4	1323.0	1311.4	1314.7	1307.6	1322.2
52.5°	1467.6	1482.2	1479.3	1484.3	1512.2	1542.2	1515.5	1503.9	1477.2	1481.8
55°	1655.6	1677.6	1681.8	1711.8	1775.2	1836.4	1779.7	1732.6	1676.0	1665.6
57.5°	1869.3	1886.8	1906.8	1968.1	2086.4	2195.2	2086.4	1982.3	1893.1	1871.8
60°	2099.3	2121.0	2140.2	2230.6	2406.5	2559.4	2403.1	2237.7	2119.8	2091.0
62.5°	2346.4	2374.4	2387.7	2488.1	2693.1	2875.7	2696.1	2495.6	2364.8	2333.9
65°	2583.6	2606.5	2621.5	2728.6	2924.4	3107.3	2937.7	2740.2	2605.6	2565.2
67.5°	2694.0	2706.5	2743.1	2864.4	3071.1	3279.9	3106.1	2877.3	2726.9	2656.1
70°	2532.3	2506.9	2595.2	2789.4	3088.6	3385.7	3128.6	2783.6	2599.4	2484.4
72.5°	1956.8	1913.1	2066.4	2398.5	2888.6	3318.2	2908.6	2417.3	2161.8	1928.5
75°	1064.7	1015.1	1226.8	1646.8	2303.5	2876.1	2356.4	1693.9	1365.9	1056.8
77.5°	300.4	281.7	452.5	796.7	1385.5	2019.3	1438.9	814.2	536.7	318.4
80°	92.1	89.2	120.8	240.0	588.4	967.2	565.5	242.9	153.8	97.1
82.5°	54.6	50.0	60.0	87.5	150.0	303.8	145.8	91.3	73.3	49.2
85°	31.3	29.2	35.4	42.5	50.4	64.6	42.1	43.3	39.2	26.3
87.5°	12.9	11.7	13.8	13.3	11.7	15.0	11.3	13.3	15.8	10.4
90°	0.0	0.0	0.0	0.0	0.0	0.0	0.0	0.0	0.0	0.0

(END C

90°
731.3
728.8
719.6
709.6
705.1
705.1
708.0
713.4
718.8
721.3
723.8
730.1
744.2
766.3
801.7
850.9
912.2
990.1
1082.2
1187.2
1313.4
1466.4
1649.3
1856.8
2066.0
2308.9
2545.2
2656.9
2511.9
1986.4
1125.5
353.8
102.5
53.3
27.5
9.6
0.0

OF REPORT)